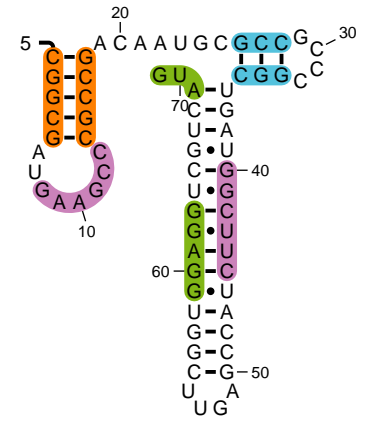


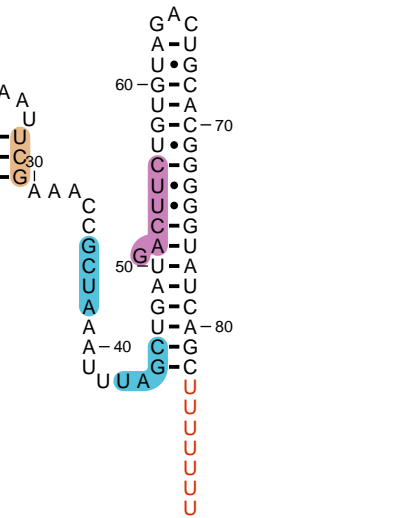
WARNING: R2R is not intended to evaluate evidence for covariation or RNA structure where this is in question. It is not appropriate to use R2R's covariation markings to declare that there is evidence of structural conservation within an alignment. R2R is a drawing program. As the original paper, Weinberg and Breaker, 2011 wrote: "This automated R2R annotation [of covariation] does not reflect the extent or confidence of covariation. While such information can be useful, we believe that thorough evaluation of covariation evidence ultimately requires analysis of the full sequence alignment. For example, misleading covariation can result from an incorrect alignment of sequences, or from alignments of sequences that do not function as structured RNAs. Unfortunately, there is no accepted method to assign confidence that entirely eliminates the need to analyze the full alignment."

To disable this warning, run r2r with --disable-usage-warning

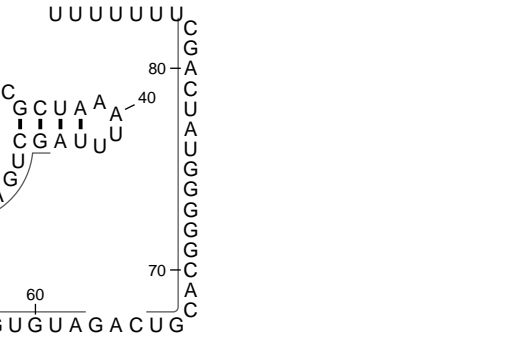
crcB NC_008578.1/805741-806202 alt-struct=2



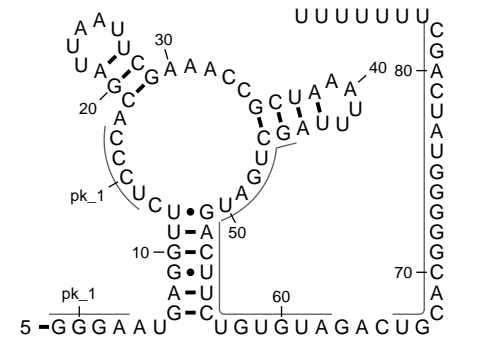
crcB NZ_ABYJ01000311.1/4968-4495 alt-struct=2



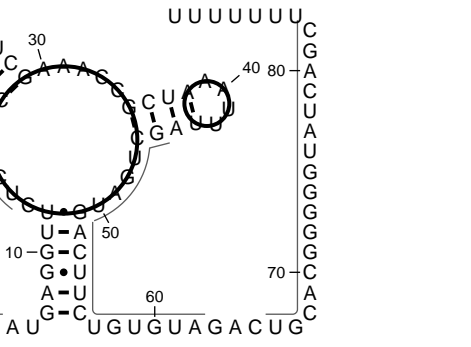
crcB NZ_ABYJ01000311.1/4968-4495 no-shading=1



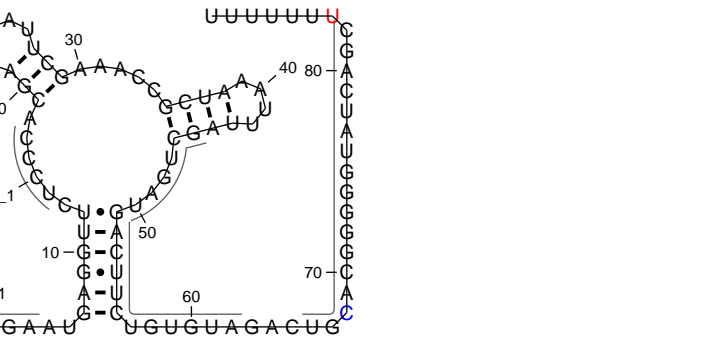
crcB NZ_ABYJ01000311.1/4968-4495 no-shading=1 anyangle=1



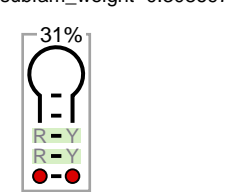
crcB NZ_ABYJ01000311.1/4968-4495 no-shading=1 anyangle=1 drawcirc=1



crcB NZ_ABYJ01000311.1/4968-4495 no-shading=1 anyangle=1 drawedges=1



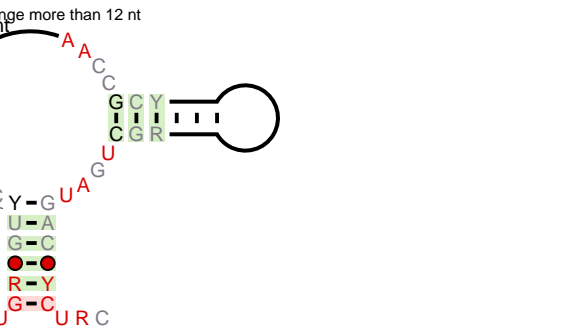
crcB-P2.cons



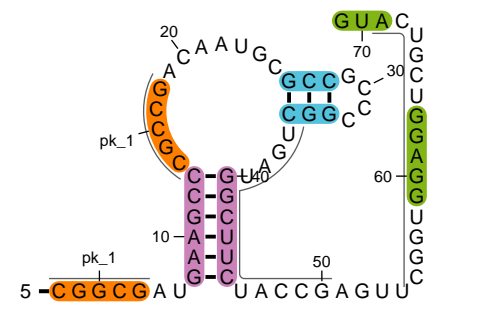
crcB-pknot1.cons



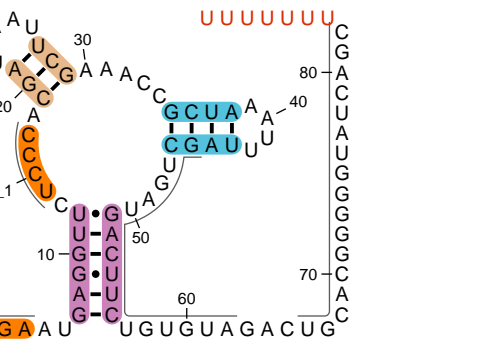
crcB.cons



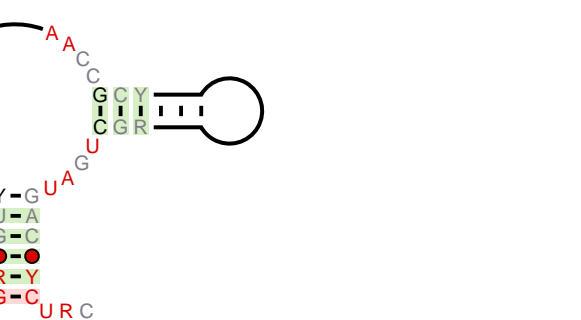
crcB.cons NC_008578.1/805741-806202



crcB.cons NZ_ABYJ01000311.1/4968-4495



crcB.cons R2R-paper=1



crcB.cons skeleton-with-bp

